

PowerON R-SL



- ◆ **ALL IN ONE**

Integrated design, beautiful appearance and scene integration

- ◆ **Maximum output**

100% unbalanced output, each phase; Max. output up to 50% rated power

- ◆ **Maximum connection**

Max. 10 pcs parallel for on-grid and off-grid operation;

- ◆ **More support**

Support storing energy from diesel generator

- ◆ **High-voltage stack**

Modules are connected in series without cable connection, and high-voltage platform improves system efficiency

- ◆ **Thermal management**

Temperature detection of key parts, cell, power plug-in, etc





- ◆ **Wide temperature operation**

The heating function is optional to meet the application scenarios with low temperature and no sense

Model	PR-S6K-EU	PR-S8K-EU	PR-S10K-EU	PR-S12K-EU	PR-S15K-EU	PR-S20K-EU
Battery Input Data						
Battery Type	Li-Ion					
Battery Voltage Range (V)	150~700					
Max.Charging Current (A)	37					
Max.Discharging Current (A)	37					
Number of battery input	1					
Charging Strategy for Li-Ion Battery	Self-adaption to BMS					
PV String Input Data						
Max. DC Input Power (W)	7800	10400	13000	15600	19500	26000
Max.DC Input Voltage (V)	1000					
Start-up Voltage (V)	150					
MPPT Range (V)	150-850					
Full Load DC Voltage Range (V)	195-850	260-850	325-850	340-850	423-850	500-850
Rated DC Input Voltage (A)	600					
PV Input Current (A)	20+20		26+20		26+26	
Max.PVIsC(A)	23+23		32+23		32+32	
No.of MPP Trackers	2					
No.of Strings per MPP Tracker	1		2+1		2	
AC Output Data						
Rated AC Output and UPS Power (W)	6000	8000	10000	12000	15000	20000
Max.AC Output Power (W)	6600	8800	11000	13200	16500	22000
AC Output Rated Current (A)	9.1	12.2	15.2	18.2	22.8	30.3
Max.AC Current (A)	13	18	22	25	30	35
Max.Continuous AC Pass through (A)	80					
Peak Power (off grid)	1.5 time of rated power, 10S					
Generator input/Smart load /AC couple current (A)	9.1/80/9.1	12.2/80/12.2	15.2/80/15.2	18.2/80/18.2	22.8/80/22.8	30.3/80/30.3
Power Factor	0.8 leading to 0.8lagging					
Output Frequency and Voltage	50/60Hz; 3L/N/PE 220/380,230/400Vac					
Grid Type	Three Phase					
DC injection current (mA)	<0.5%In					
Efficiency						
Max.Efficiency	97.60%					
Euro Efficiency	97.00%					
MPPT Efficiency	99.90%					
Protection						
Integrated	PV Input Lightning Protection, Anti-islanding Protection, PV String Input Reverse Polarity Protection, Insulation Resistor Detection, Residual Current Monitoring Unit, Output Over Current Protection, Output Shorted Protection, Surge protection					
Output Over Voltage Protection	DC Type II/AC Type III					
Certifications and Standards						
Grid Regulation	CEI 0-21, VDE-AR-N 4105, NRS 097, IEC 62116, IEC 61727, G99, G98, VDE 0126-1-1, RD 1699, C10-11					
Safety EMC/Standard	IEC/EN 6100-6-1/2/3/4, IEC/EN 62109-1, IEC/EN 62109-2					
General Data						
Operating Temperature Range(°C)	-40~60°C, >45°C derating					
Cooling	Smart cooling					
Communication with BMS	RS485; CAN					
Warranty	5 years					

Model		PR-L				
Battery System Data						
Cell Chemistry	LiFePO4					
Module Energy (kWh)	4.09					
Module Nominal Voltage (V)	102.4					
Module Capacity (Ah)	40					
Battery Module Qty in series.(Optional)	2	3	4	5	6	
System Nominal Voltage (V)	204.8	307.2	409.6	512	614	
System Operating Voltage (V)	179.2~691.2					
System Energy (kWh)	8.18	12.27	16.36	20.45	24.57	
System Usable Energy (kWh)	7.36	11.04	14.72	18.40	22.11	
Charge/Discharge Current (A)	Recommend	20				
	Max	40				
	peak (2mins,25°C)	50				
WorkingTemperature(°C)	Charge/Discharge:-20~55					
Communication Port	CAN2.0/RS485					
Thermal Management	Natural Cooling/Smart Heating					
Recommend Depth of Discharge	90%					
Cycle Life	25±2°C,0.5C/0.5C,70%EOL≥6000					
Warranty	10 years					
Certification	CE/IEC 62619/VDE 2510-50/UN38.3					
Other Data						
Humidity	5~85%RH					
Altitude (m)	≤2000					
IP Rating of Enclosure	IP65					
Noise (dB)	<45					
Storage Temperature(°C)	0~35					
Dimension (W/D/H,mm)	540*385*1090	540*385*1310	540*385*1530	540*385*1750	540*385*1970	
Weight Approximate (kg)	121	153	185	217	249	
Installation Location	Floor Mount					

- 1 DC Usable Energy, test conditions: 90% DOD,0.5C charge & discharge at 25°C. System usable energy may vary due to system configuration parameters.
- 2 The current is affected by temperature and SOC.
- 3 The warranty is due whichever reached first of warranty period or life cycle power.

Model	Description	
PR-S6K/8K/10K/12K/15K/20K-EU	Hybrid inverter	
Dimension (W/D/H) Weight Approximate	540*385*450mm 45kg	
PR-LB	High voltage battery cluster control box	
Voltage Voltage Nominal Charge/Discharge Current Max.Charge/Discharge Current Operating Temperature Range Ingress Protection Dimension (W/D/H) Weight Approximate	120~750dc 40A 50A -40~85°C IP65 540*385*110mm 7kg	
PR-LM4.0	4.09kWh battery module	
Battery Type Nominal Voltage Nominal Capacity Nominal Energy Nominal Charge/Discharge Current Max.Charge/Discharge Current Charge Temperature Discharge Temperature Storage Temperature Ingress Protection Dimension (W/D/H) Weight Approximate	LiFePO4(LFP) 102.4Vdc 40Ah 4.09kWh 40A 50A 0~50°C -20°C~55°C 0°C~35°C IP65 540*385*220mm 32kg	
PR-LBase	Battery module base	
Dimension (W/D/H) Weight Approximate	540*385*90mm 5kg	
ECOM Cable5.0(Optional)	Standard 5-meter communication cable connected to the external device	